



Home Page Homes Lots & Land Commercial & Investment **Market News** Teton Valley Our Team Contact Us

## Market Report

### Monthly Market Analysis

All MLS Reported Sales Information for Teton Valley

April 2009

	# ON MARKET	AVERAGE DAYS ON MARKET	TOTAL SALES	AVERAGE PRICE
Residential	526	275	10	\$261,725
Building Sites	1,145	428	1	\$56,000
Farm & Ranch	20	358	0	\$0
Commercial	90	244	0	\$0

	LAST 12 MONTHS MAY 1, 2008 - APRIL 30, 2009	12 MONTHS, 1 YEAR AGO MAY 1, 2007 - APRIL 30, 2008	% DIFFERENCE
Number of Sales	194	674	-71%
List Price Volume Sold	\$71,643,610	\$225,190,651	-68%
Average List Price Sold	\$391,949	\$333,841	+17%

### Year-to-Date Homes Sold



### Year-to-Date Lots Sold

[Click here to contact an agent with market questions.](#)

Sage Realty Group would like to welcome you to our Market Report and Analysis.

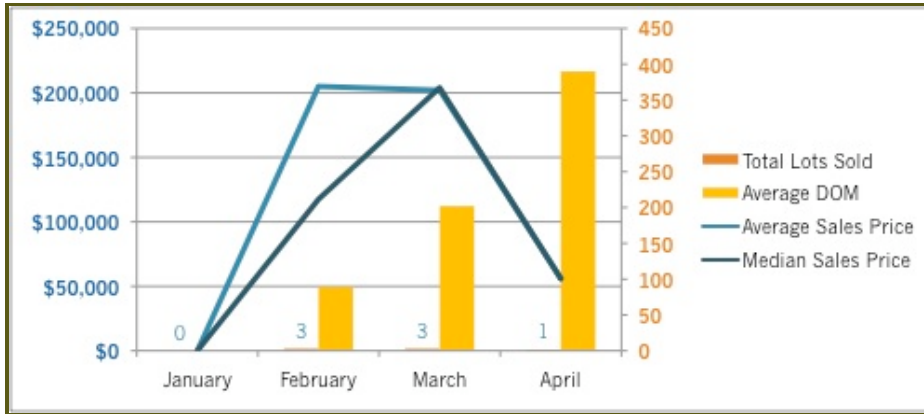
Like the market, the weather has been highly unpredictable lately; full of sun, snow, rain, and wind daily - which must mean Spring is on it's way.

We look forward to keeping you tuned in to the market data we are watching. Please feel free to contact us if you have any questions or would like more detailed information.

To view all archived market reports [click here.](#)

\* This information reflects data gathered from Teton Valley, ID. This includes Teton, Driggs, Victor and Alta, WY.





### Detailed Market Analysis – Last 12-Months

#### Building Sites < 10 Acres

Number of Sales	69
Volume Sold	\$13,962,100
Average Sale Price	\$215,572
Days on Market	371
Lots on Market	2,031

#### Building Sites ≥ 10 Acres

Number of Sales	6
Volume Sold	\$3,073,000
Average Sale Price	\$295,600
Days on Market	324
Lots on Market	184

#### Homes ≤ \$350,000

Number of Sales	62
Volume Sold	\$14,798,207
Average Sale Price	\$236,063
Days on Market	242
Homes on Market	419

#### Homes from \$350,000 - \$750,000

Number of Sales	30
Volume Sold	\$13,196,100
Average Sale Price	\$430,610
Days on Market	277
Homes on Market	416

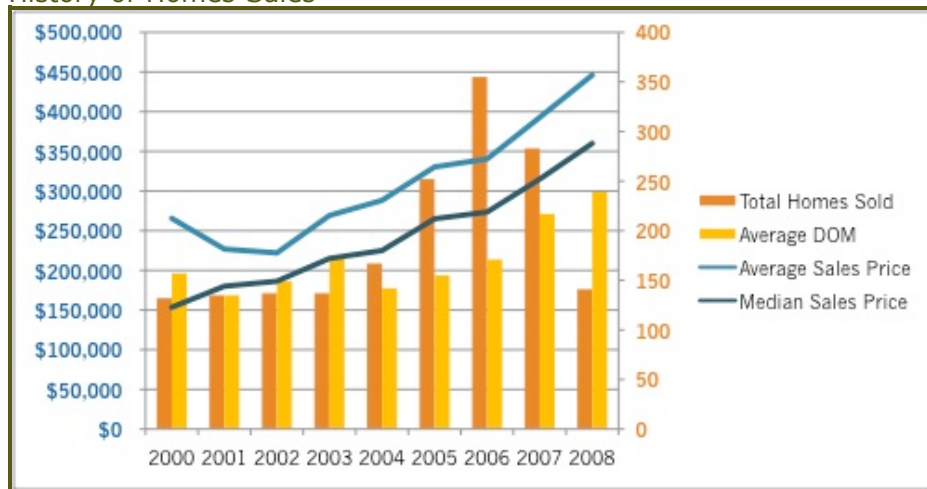
#### Homes from \$750,000 - \$1,250,000

Number of Sales	11
Volume Sold	\$9,984,000
Average Sale Price	\$917,666
Days on Market	255
Homes on Market	131

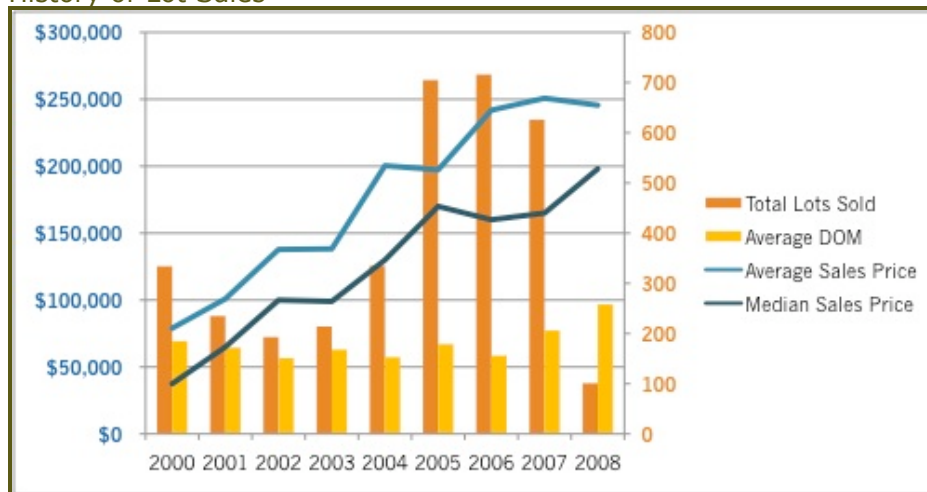
### Homes ≥ \$1,250,000

Number of Sales	6
Volume Sold	\$11,002,845
Average Sale Price	\$1,833,807
Days on Market	299
Homes on Market	113

### History of Homes Sales



### History of Lot Sales



We hope this information has been beneficial to you.

**Thank You!**

189 North Main, Suite 100  
 Driggs, Idaho 83422  
 208.354.9955 | 888.750.9955



©2009 Sage Realty Group©2009 Sage Realty Group