



Home Page Homes Lots & Land Commercial & Investment **Market News** Teton Valley Our Team Contact Us

Market Report

Monthly Market Analysis

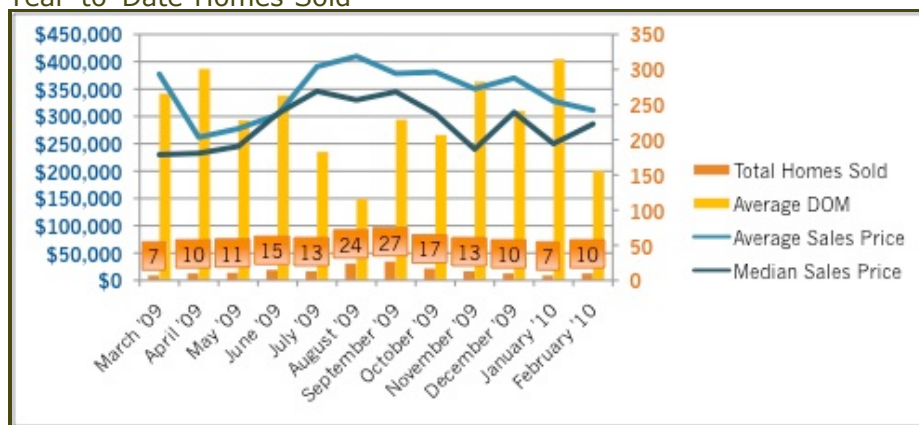
All MLS Reported Sales Information for Teton Valley

February 2010

	# ON MARKET	AVERAGE DAYS ON MARKET	TOTAL SALES	AVERAGE PRICE
Residential	461	344	10	\$311,200
Building Sites	815	580	2	\$69,950
Farm & Ranch	29	357	0	\$0
Commercial	72	349	1	\$240,000

	LAST 12 MONTHS MARCH 1, 2009 - FEBRUARY 28, 2010	12 MONTHS, 1 YEAR AGO MARCH 1, 2008 - FEBRUARY 28, 2009	% DIFFERENCE
Number Sold	238	216	+10%
Sold Volume	\$78,957,060	\$76,617,885	-3%
Average Sale Price	\$321,129	\$393,901	-18%

Year-to-Date Homes Sold



Year-to-Date Lots Sold

[Click here to contact an agent with market questions.](#)

Sage Realty Group would like to welcome you to our Market Report and Analysis.

Valley-wide, February brought nearly twice as many sales as January this year, including one commercial and two lot sales. We are optimistic that sales will continue to pick up as Spring approaches.

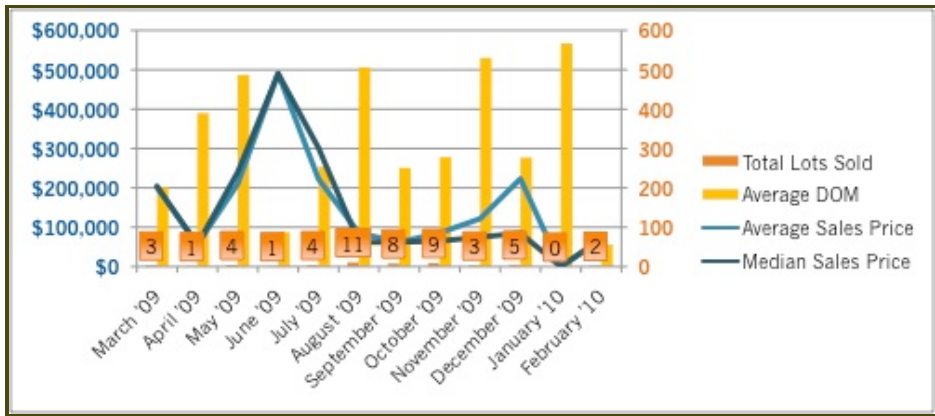
While we've been experiencing somewhat of a thaw lately, we're hoping our snowfall picks back up in March. If you don't live in the area or already have a second home here, now could be the time to invest in a ski get-away.

We look forward to keeping you tuned in to the market data we are watching. Please feel free to contact us if you have any questions or would like more detailed information.

To view all archived market reports [click here](#).

* This information reflects data gathered from Teton Valley, ID. This includes Teton, Driggs, Victor and Alta, WY.





Detailed Market Analysis – Last Month

Building Sites < 10 Acres

Number of Sales	2
Volume Sold	\$139,900
Average Sale Price	\$69,950
Days on Market	597
Lots on Market	731

Building Sites ≥ 10 Acres

Number of Sales	0
Volume Sold	\$0
Average Sale Price	\$0
Days on Market	434
Lots on Market	84

Homes ≤ \$350,000

Number of Sales	6
Volume Sold	\$248,666
Average Sale Price	\$224,375
Days on Market	327
Homes on Market	242

Homes from \$350,000 - \$750,000

Number of Sales	4
Volume Sold	\$1,620,000
Average Sale Price	\$405,000
Days on Market	353
Homes on Market	146

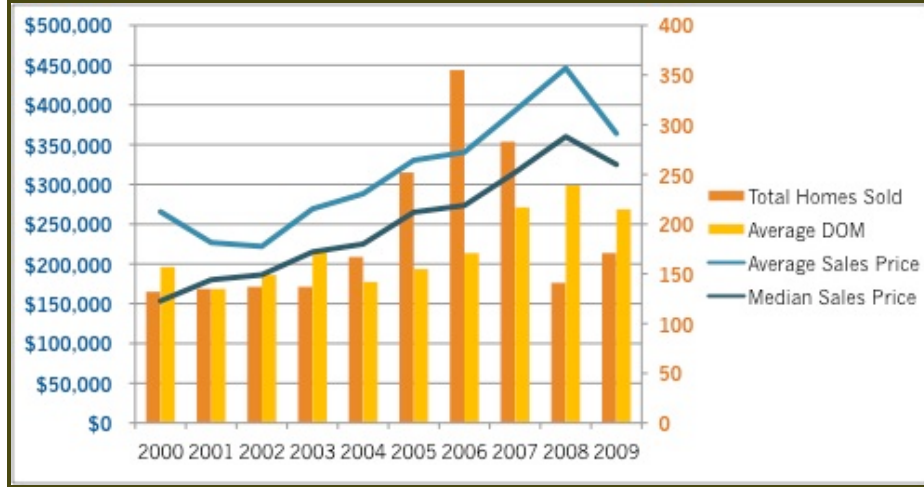
Homes from \$750,000 - \$1,250,000

Number of Sales	0
Volume Sold	\$0
Average Sale Price	\$0
Days on Market	335
Homes on Market	43

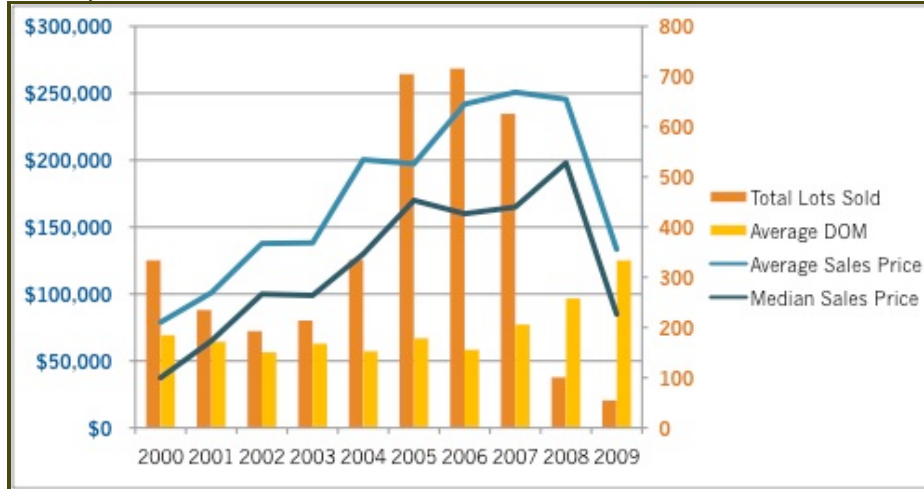
Homes ≥ \$1,250,000

Number of Sales	0
Volume Sold	\$0
Average Sale Price	\$0
Days on Market	446
Homes on Market	35

History of Homes Sales



History of Lot Sales



We hope this information has been beneficial to you.

Thank You!

189 North Main, Suite 100
 Driggs, Idaho 83422
 208.354.9955 | 888.750.9955



©2010 Sage Realty Group