



Home Page Homes Lots & Land Commercial & Investment **Market News** Teton Valley Our Team Contact Us

Market Report

Monthly Market Analysis

All MLS Reported Sales Information for Teton Valley

May 2009

	# ON MARKET	AVERAGE DAYS ON MARKET	TOTAL SALES	AVERAGE PRICE
Residential	554	276	11	\$277,454
Building Sites	1,120	435	4	\$210,000
Farm & Ranch	24	308	0	\$0
Commercial	87	260	0	\$0

	LAST 12 MONTHS JUNE 1, 2008 - MAY 31, 2009	12 MONTHS, 1 YEAR AGO JUNE 1, 2007 - MAY 31, 2008	% DIFFERENCE
Number of Sales	188	574	-67%
List Price Volume Sold	\$67,666,960	\$205,578,424	-67%
Average List Price Sold	\$381,144	\$358,378	+6%

[Click here to contact an agent with market questions.](#)

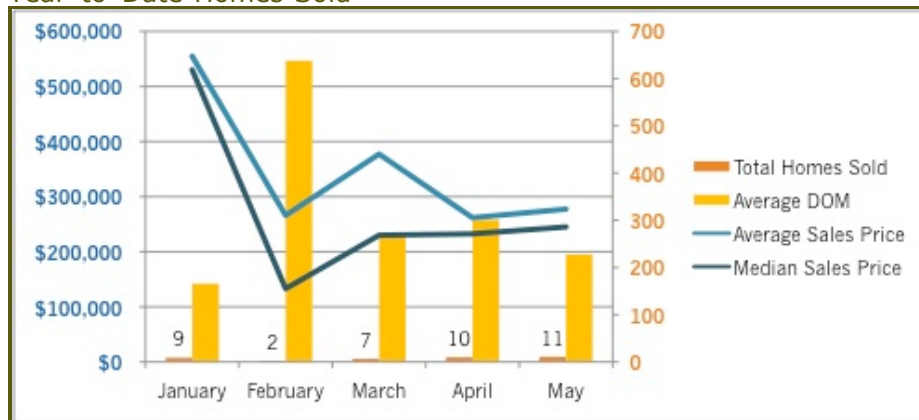
Sage Realty Group would like to welcome you to our Market Report and Analysis.

Like the market, the weather has been highly unpredictable lately; full of sun, snow, rain, and wind daily - which must mean Spring is on it's way.

We look forward to keeping you tuned in to the market data we are watching. Please feel free to contact us if you have any questions or would like more detailed information.

To view all archived market reports [click here.](#)

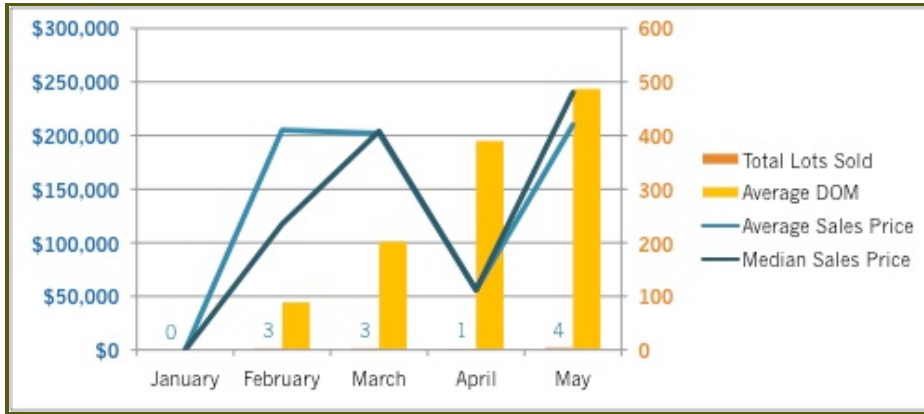
Year-to-Date Homes Sold



* This information reflects data gathered from Teton Valley, ID. This includes Teton, Driggs, Victor and Alta, WY.



Year-to-Date Lots Sold



Detailed Market Analysis – Last 12-Months

Building Sites < 10 Acres

Number of Sales	65
Volume Sold	\$13,452,950
Average Sale Price	\$227,187
Days on Market	378
Lots on Market	2,052

Building Sites ≥ 10 Acres

Number of Sales	6
Volume Sold	\$3,073,000
Average Sale Price	\$295,600
Days on Market	333
Lots on Market	177

Homes ≤ \$350,000

Number of Sales	63
Volume Sold	\$14,780,207
Average Sale Price	\$231,598
Days on Market	249
Homes on Market	411

Homes from \$350,000 - \$750,000

Number of Sales	29
Volume Sold	\$12,994,100
Average Sale Price	\$439,077
Days on Market	280
Homes on Market	423

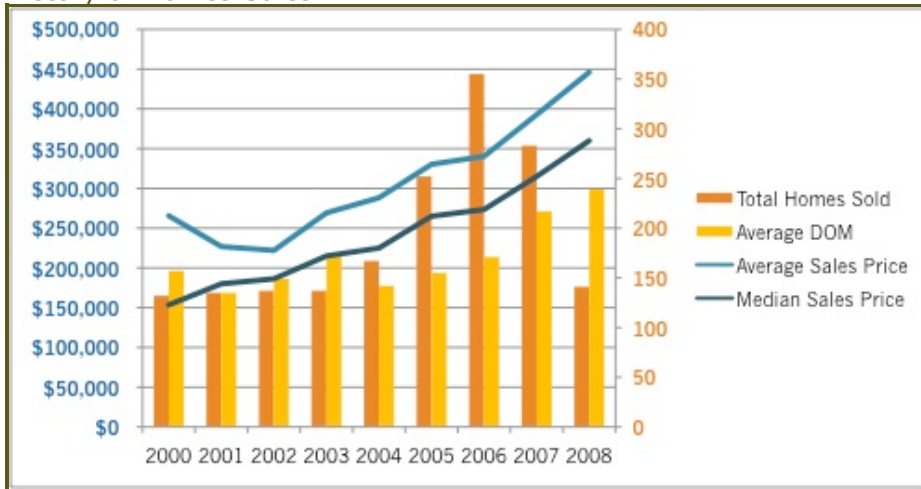
Homes from \$750,000 - \$1,250,000

Number of Sales	9
Volume Sold	\$8,420,000
Average Sale Price	\$956,428
Days on Market	263
Homes on Market	134

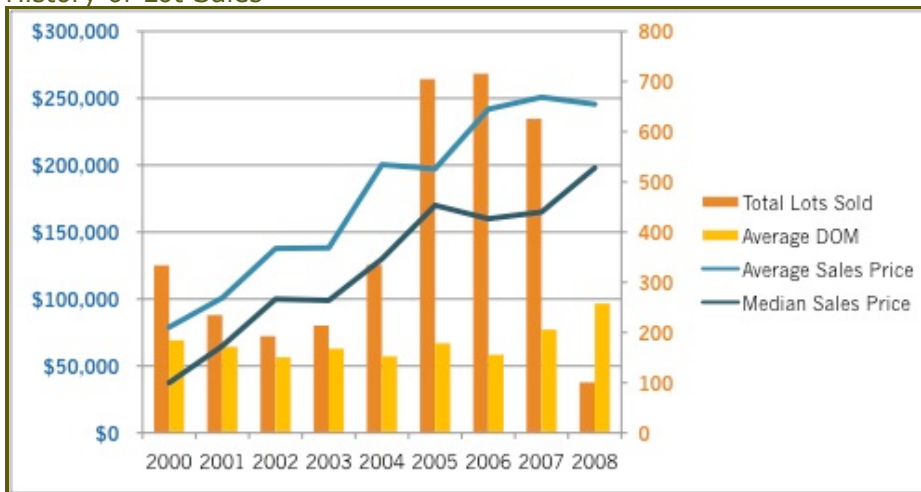
Homes ≥ \$1,250,000

Number of Sales	6
Volume Sold	\$11,002,845
Average Sale Price	\$1,833,807
Days on Market	295
Homes on Market	116

History of Homes Sales



History of Lot Sales



We hope this information has been beneficial to you.

Thank You!

189 North Main, Suite 100
 Driggs, Idaho 83422
 208.354.9955 | 888.750.9955



©2009 Sage Realty Group