



CALL US: 208.354.9955
 MARKET NEWS | CONTACT US



PROPERTY SEARCH HOMES LOTS & LAND COMMERCIAL & INVESTMENT DISTRESSED PROPERTIES TETON VALLEY ABOUT US

Market Report

Monthly Market Analysis

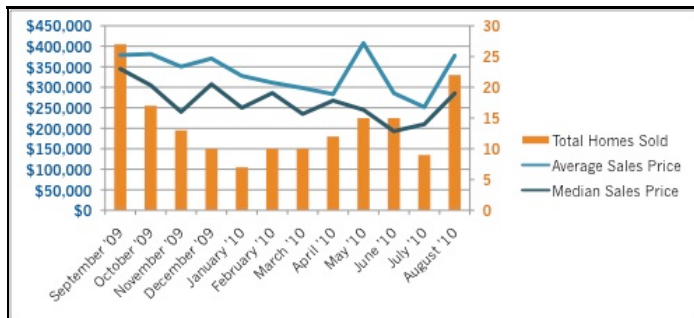
All MLS Reported Sales Information for Teton Valley

August 2010

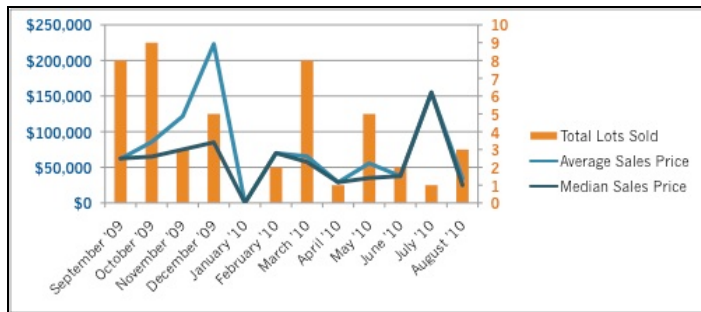
	# on Market	Average Days on Market	Total Sales	Average Price
Residential	500	337	22	\$377,018
Building Sites	709	565	3	\$34,333
Farm & Ranch	27	383	0	\$0
Commercial	67	361	1	\$800,000

	Last 12 Months September 1, 2009 - August 31, 2010	12 Months, 1 Year Ago September 1, 2008 - August 31, 2009	% Difference
Number Sold	237	198	+20%
Sold Volume	\$72,241,523	\$67,016,946	+8%
Average Sale Price	\$306,532	\$359,902	-15%

Year-to-Date Homes Sold



Year-to-Date Lots Sold



Detailed Market Analysis – Last Month

Building Sites < 10 Acres

Number of Sales	3
-----------------	---

[Click here to contact an agent with market questions.](#)

Sage Realty Group would like to welcome you to our Market Report and Analysis.

August proved to be a busy month in Teton Valley real estate with a total of 26 properties closing. In addition there has been a considerable increase in lot inquiries and 3 land sales last month.

We've had a few cool days, but still hope to capitalize on a warm Indian summer. Driggs has enjoyed a happening weekly Farmer's Market this year, with lots of fresh and delicious produce. The valley is slowly changing colors and preparing for the fall and winter ahead.

We look forward to keeping you tuned in to the market data we are watching. Please feel free to contact us if you have any questions or would like more detailed information.

To view all archived market reports click [here](#).

* This information reflects data gathered from Teton Valley, ID. This includes Teton, Driggs, Victor and Alta, WY.

To view all archived market reports [click here](#).

* This information reflects data gathered from Teton Valley, ID. This includes Teton, Driggs, Victor and Alta, WY.

[RSS Market Report](#)

Volume Sold	\$103,000
Average Sale Price	\$34,333
Days on Market	593
Lots on Market	625

Building Sites ≥ 10 Acres

Number of Sales	0
Volume Sold	\$0
Average Sale Price	\$0
Days on Market	357
Lots on Market	84

Homes ≤ \$350,000

Number of Sales	14
Volume Sold	\$3,094,500
Average Sale Price	\$221,035
Days on Market	306
Homes on Market	280

Homes from \$350,000 - \$750,000

Number of Sales	7
Volume Sold	\$3,299,900
Average Sale Price	\$471,414
Days on Market	388
Homes on Market	150

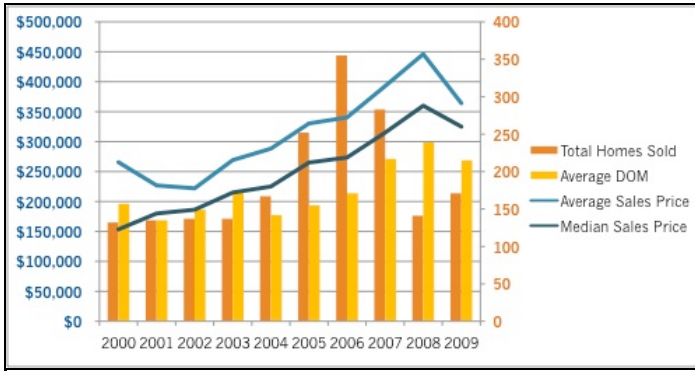
Homes from \$750,000 - \$1,250,000

Number of Sales	0
Volume Sold	\$0
Average Sale Price	\$0
Days on Market	308
Homes on Market	45

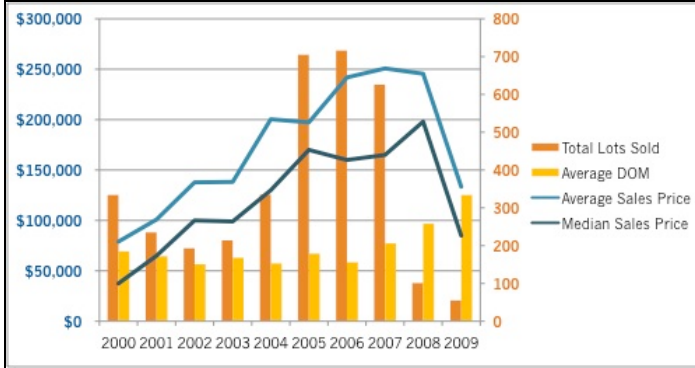
Homes ≥ \$1,250,000

Number of Sales	1
Volume Sold	\$1,900,000
Average Sale Price	\$1,900,000
Days on Market	371
Homes on Market	35

History of Homes Sales



History of Lot Sales



We hope this information has been beneficial to you.

Thank You!

SAGE REALTY GROUP | 189 NORTH MAIN, SUITE 100 | DRIGGS, IDAHO 83422 | PHONE: 208.354.9955 | TOLL FREE: 888.750.9955



[site map](#)