



Home Page Homes Lots & Land Commercial & Investment **Market News** Teton Valley Our Team Contact Us

## Market Report

### Monthly Market Analysis

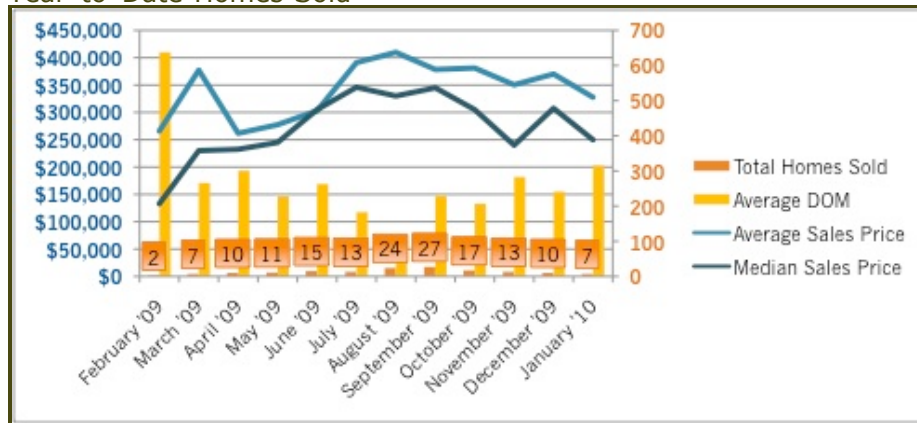
All MLS Reported Sales Information for Teton Valley

January 2010

	# ON MARKET	AVERAGE DAYS ON MARKET	TOTAL SALES	AVERAGE PRICE
Residential	454	350	7	\$327,785
Building Sites	827	567	0	\$0
Farm & Ranch	26	366	0	\$0
Commercial	71	346	0	\$0

	LAST 12 MONTHS FEBRUARY 1, 2009 - JANUARY 31, 2010	12 MONTHS, 1 YEAR AGO FEBRUARY 1, 2008 - JANUARY 31, 2009	% DIFFERENCE
Number Sold	229	236	-3%
Sold Volume	\$73,805,942	\$89,668,745	-18%
Average Sale Price	\$321,813	\$399,858	-20%

### Year-to-Date Homes Sold



### Year-to-Date Lots Sold

[Click here to contact an agent with market questions.](#)

Sage Realty Group would like to welcome you to our Market Report and Analysis.

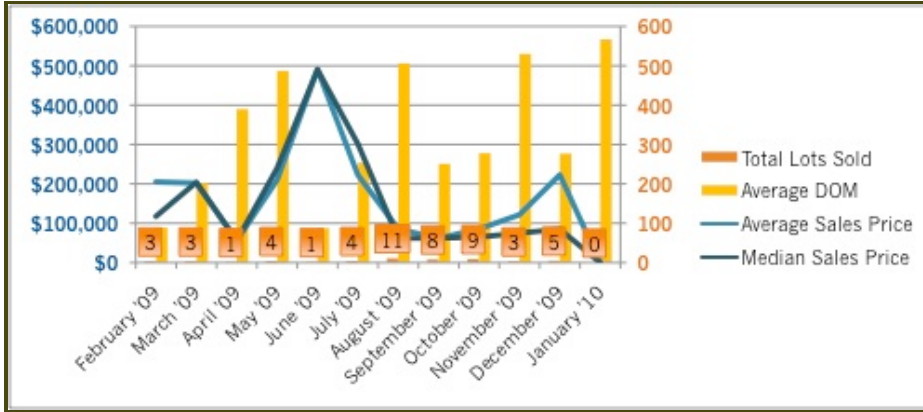
2010 is already flying by. Real estate sales were off to a slow start last month with only 7 sales closing valley wide. However, as of February 1st, there were 29 properties pending in the area. We are optimistic that sales will pick up as Spring approaches.

In the mean time, Grand Targhee has been holding its own regionally and packing in the powder with just over 7 feet at the base. We've all been enjoying the recent snowfall and hope that it keeps up through February. If you don't live in the area or already have a second home here, now could be the time to invest in a ski getaway.

We look forward to keeping you tuned in to the market data we are watching. Please feel free to contact us if you have any questions or would like more detailed information.

To view all archived market reports [click here](#).

\* This information reflects data gathered from Teton Valley, ID. This includes Teton, Driggs, Victor and Alta, WY.



**Detailed Market Analysis – Last Month**

**Building Sites < 10 Acres**

Number of Sales	0
Volume Sold	\$0
Average Sale Price	\$0
Days on Market	582
Lots on Market	743

**Building Sites ≥ 10 Acres**

Number of Sales	0
Volume Sold	\$0
Average Sale Price	\$0
Days on Market	435
Lots on Market	84

**Homes ≤ \$350,000**

Number of Sales	4
Volume Sold	\$897,500
Average Sale Price	\$224,375
Days on Market	329
Homes on Market	230

**Homes from \$350,000 - \$750,000**

Number of Sales	3
Volume Sold	\$1,397,000
Average Sale Price	\$465,666
Days on Market	365
Homes on Market	155

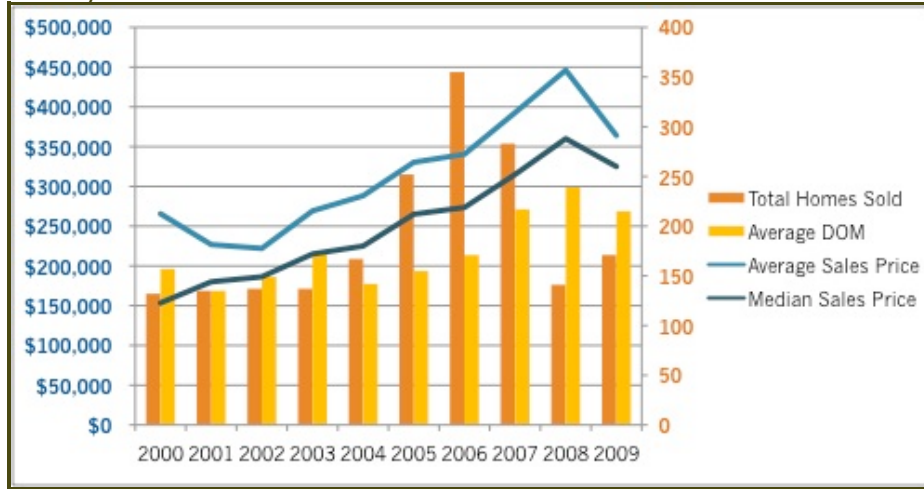
**Homes from \$750,000 - \$1,250,000**

Number of Sales	0
Volume Sold	\$0
Average Sale Price	\$0
Days on Market	329
Homes on Market	42

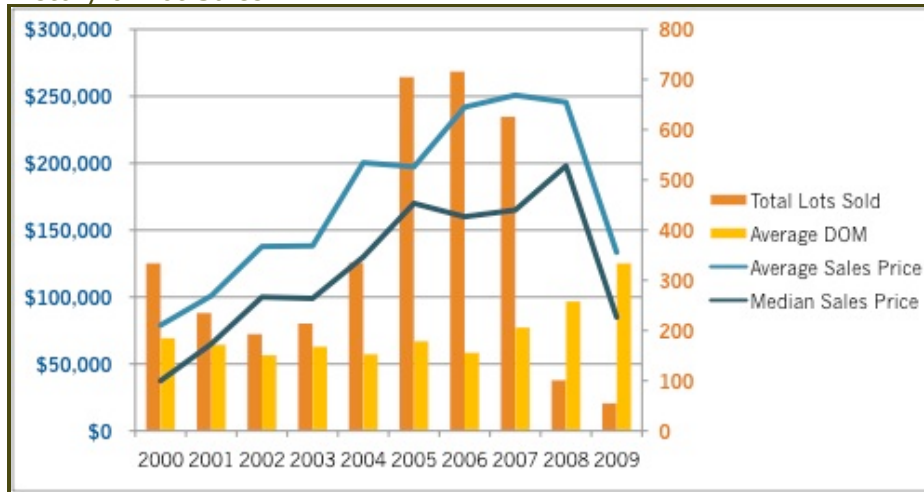
### Homes ≥ \$1,250,000

Number of Sales	0
Volume Sold	\$0
Average Sale Price	\$0
Days on Market	461
Homes on Market	34

### History of Homes Sales



### History of Lot Sales



We hope this information has been beneficial to you.

**Thank You!**

189 North Main, Suite 100  
 Driggs, Idaho 83422  
 208.354.9955 | 888.750.9955



©2010 Sage Realty Group