



Home Page Homes Lots & Land Commercial & Investment **Market News** Teton Valley Our Team Contact Us

## Market Report

### Monthly Market Analysis

All MLS Reported Sales Information for Teton Valley

July 2009

	# ON MARKET	AVERAGE DAYS ON MARKET	TOTAL SALES	AVERAGE PRICE
Residential	609	271	13	\$390,965
Building Sites	1,176	449	4	\$222,666
Farm & Ranch	31	262	0	\$0
Commercial	75	276	0	\$0

	LAST 12 MONTHS AUGUST 1, 2008 - JULY 31, 2009	12 MONTHS, 1 YEAR AGO AUGUST 1, 2007 - JULY 31, 2008	% DIFFERENCE
Number of Sales	176	422	-58%
List Price Volume Sold	\$59,827,491	\$174,739,264	-66%
Average List Price Sold	\$366,568	\$414,623	-12%

### Year-to-Date Homes Sold



### Year-to-Date Lots Sold

[Click here to contact an agent with market questions.](#)

Sage Realty Group would like to welcome you to our Market Report and Analysis.

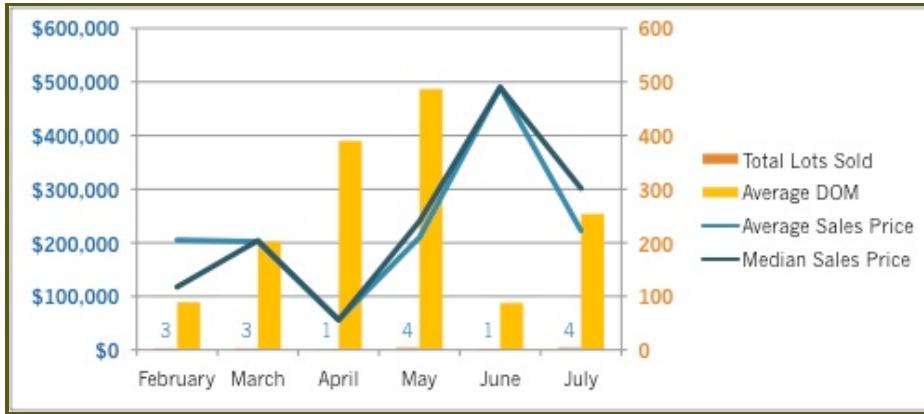
Summer is officially here! Teton Valley temperatures have warmed up along with the market. We think this is good news on both accounts. Refreshing temperatures throughout July have kept things green and the valley is looking beautiful.

We look forward to keeping you tuned in to the market data we are watching. Please feel free to contact us if you have any questions or would like more detailed information.

To view all archived market reports [click here](#).

\* This information reflects data gathered from Teton Valley, ID. This includes Teton, Driggs, Victor and Alta, WY.





### Detailed Market Analysis – Last 12-Months

#### Building Sites < 10 Acres

Number of Sales	52
Volume Sold	\$10,044,450
Average Sale Price	\$214,604
Days on Market	401
Lots on Market	1,919

#### Building Sites ≥ 10 Acres

Number of Sales	6
Volume Sold	\$1,943,000
Average Sale Price	\$323,833
Days on Market	339
Lots on Market	185

#### Homes ≤ \$350,000

Number of Sales	67
Volume Sold	\$15,679,058
Average Sale Price	\$231,123
Days on Market	242
Homes on Market	483

#### Homes from \$350,000 - \$750,000

Number of Sales	31
Volume Sold	\$12,942,750
Average Sale Price	\$406,425
Days on Market	276
Homes on Market	423

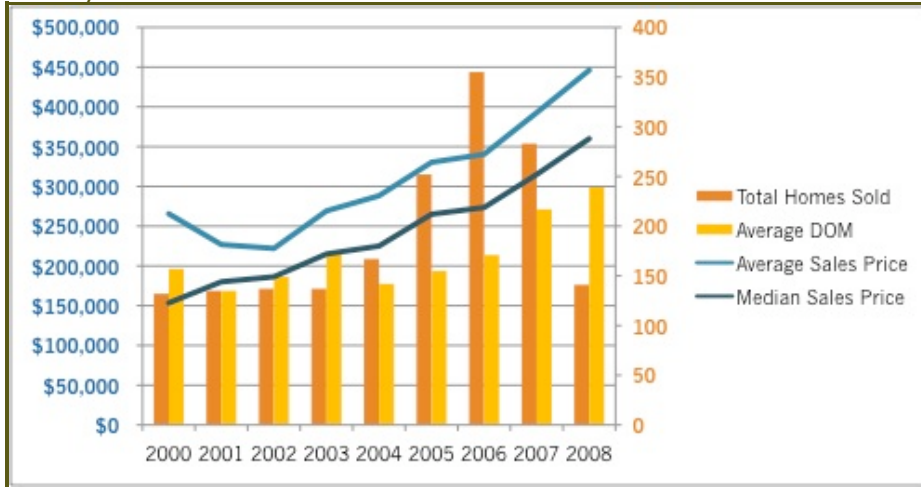
#### Homes from \$750,000 - \$1,250,000

Number of Sales	7
Volume Sold	\$6,437,000
Average Sale Price	\$942,400
Days on Market	302
Homes on Market	112

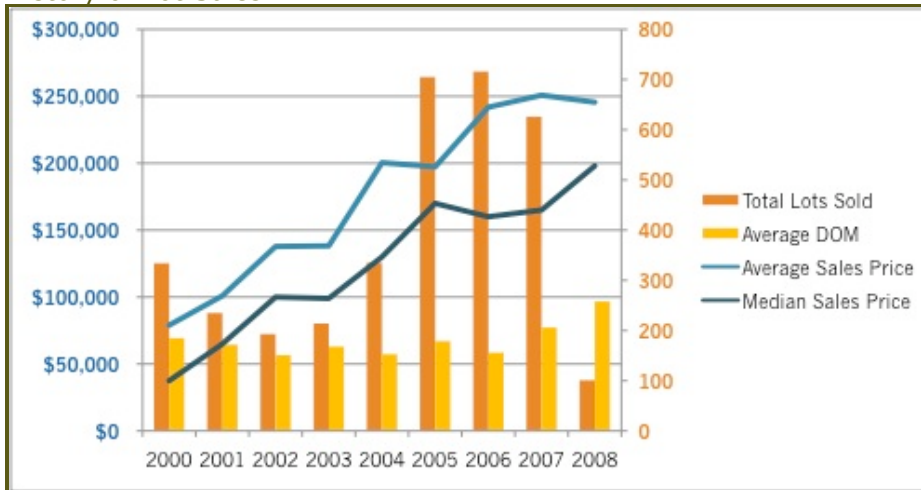
### Homes ≥ \$1,250,000

Number of Sales	6
Volume Sold	\$9,693,445
Average Sale Price	\$1,615,574
Days on Market	299
Homes on Market	115

### History of Homes Sales



### History of Lot Sales



We hope this information has been beneficial to you.

**Thank You!**

189 North Main, Suite 100  
 Driggs, Idaho 83422  
 208.354.9955 | 888.750.9955



©2009 Sage Realty Group