



## Market Report

### Monthly Market Analysis

All MLS Reported Sales Information for Teton Valley

June 2009

	# ON MARKET	AVERAGE DAYS ON MARKET	TOTAL SALES	AVERAGE PRICE
Residential	577	276	14	\$282,821
Building Sites	1,177	440	1	\$490,000
Farm & Ranch	31	277	0	\$0
Commercial	73	263	0	\$0

	LAST 12 MONTHS JULY 1, 2008 - JUNE 30, 2009	12 MONTHS, 1 YEAR AGO JULY 1, 2007 - JUNE 30, 2008	% DIFFERENCE
Number of Sales	183	489	-63%
List Price Volume Sold	\$61,712,761	\$186,662,561	-67%
Average List Price Sold	\$360,008	\$380,743	-5%

### Year-to-Date Homes Sold



### Year-to-Date Lots Sold

[Click here to contact an agent with market questions.](#)

Sage Realty Group would like to welcome you to our Market Report and Analysis.

Summer is officially here! Teton Valley temperatures have warmed up along with the market. We think this is good news on both accounts.

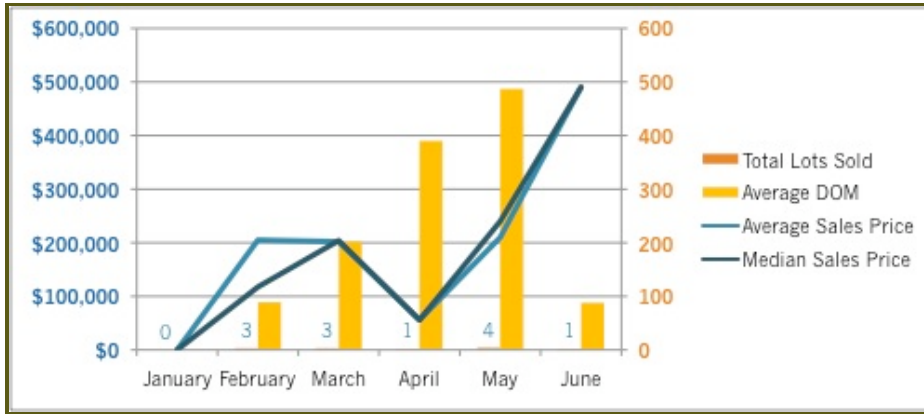
Afternoon showers throughout June greened things up and the valley is looking beautiful.

We look forward to keeping you tuned in to the market data we are watching. Please feel free to contact us if you have any questions or would like more detailed information.

To view all archived market reports [click here](#).

\* This information reflects data gathered from Teton Valley, ID. This includes Teton, Driggs, Victor and Alta, WY.





### Detailed Market Analysis – Last 12-Months

#### Building Sites < 10 Acres

Number of Sales	56
Volume Sold	\$11,194,450
Average Sale Price	\$218,548
Days on Market	388
Lots on Market	2,048

#### Building Sites ≥ 10 Acres

Number of Sales	5
Volume Sold	\$1,418,000
Average Sale Price	\$283,600
Days on Market	333
Lots on Market	186

#### Homes ≤ \$350,000

Number of Sales	67
Volume Sold	\$15,868,908
Average Sale Price	\$234,396
Days on Market	248
Homes on Market	442

#### Homes from \$350,000 - \$750,000

Number of Sales	33
Volume Sold	\$14,369,100
Average Sale Price	\$426,777
Days on Market	285
Homes on Market	427

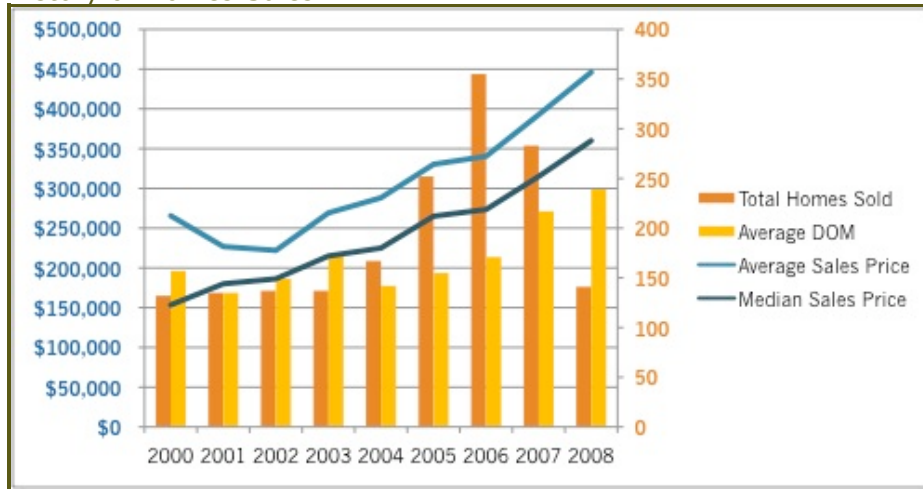
#### Homes from \$750,000 - \$1,250,000

Number of Sales	7
Volume Sold	\$6,435,000
Average Sale Price	\$942,000
Days on Market	274
Homes on Market	127

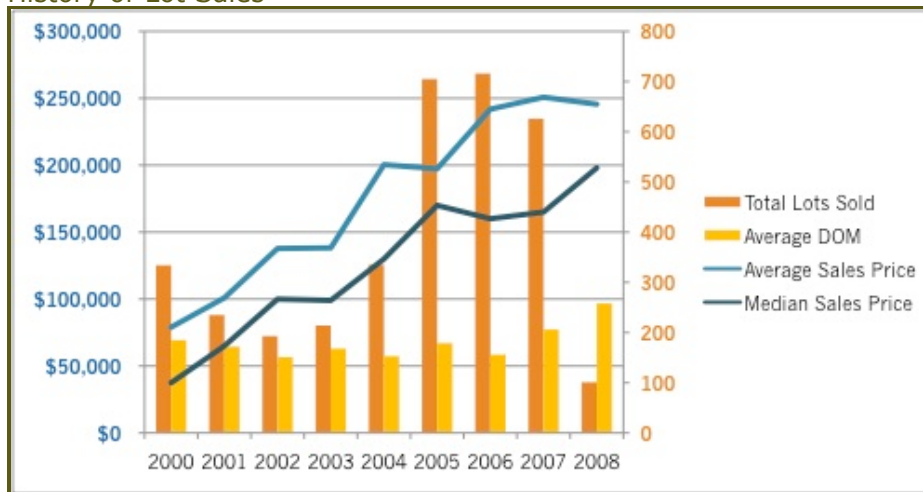
### Homes ≥ \$1,250,000

Number of Sales	5
Volume Sold	\$8,613,445
Average Sale Price	\$1,722,689
Days on Market	291
Homes on Market	122

### History of Homes Sales



### History of Lot Sales



We hope this information has been beneficial to you.

**Thank You!**

189 North Main, Suite 100  
 Driggs, Idaho 83422  
 208.354.9955 | 888.750.9955



©2009 Sage Realty Group