



Home Page Homes Lots & Land Commercial & Investment **Market News** Teton Valley Our Team Contact Us

Market Report

Monthly Market Analysis

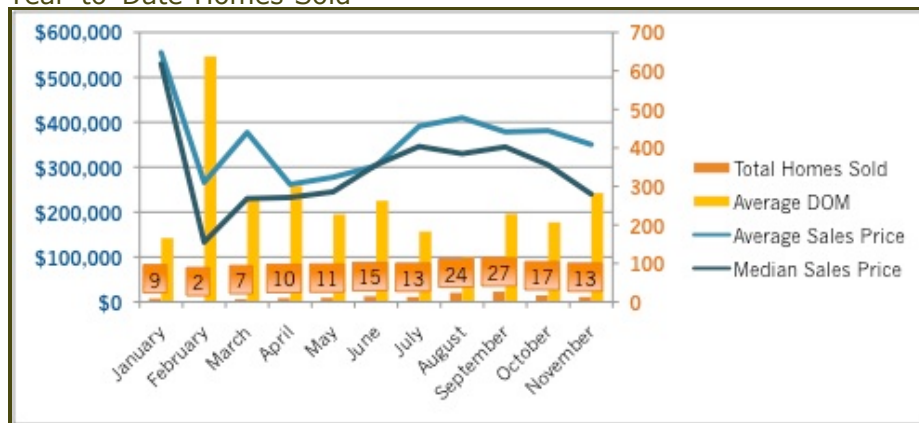
All MLS Reported Sales Information for Teton Valley

November 2009

	# ON MARKET	AVERAGE DAYS ON MARKET	TOTAL SALES	AVERAGE PRICE
Residential	513	342	13	\$350,423
Building Sites	1,029	535	3	\$121,666
Farm & Ranch	30	305	0	\$0
Commercial	79	307	0	\$0

	LAST 12 MONTHS DECEMBER 1, 2008 - NOVEMBER 30, 2009	12 MONTHS, 1 YEAR AGO DECEMBER 1, 2007 - NOVEMBER 30, 2008	% DIFFERENCE
Number Sold	221	289	-24%
Sold Volume	\$70,420,734	\$109,706,360	-36%
Average Sale Price	\$320,004	\$391,757	-18%

Year-to-Date Homes Sold



Year-to-Date Lots Sold

[Click here to contact an agent with market questions.](#)

Sage Realty Group would like to welcome you to our Market Report and Analysis.

We wish you the best this holiday season.

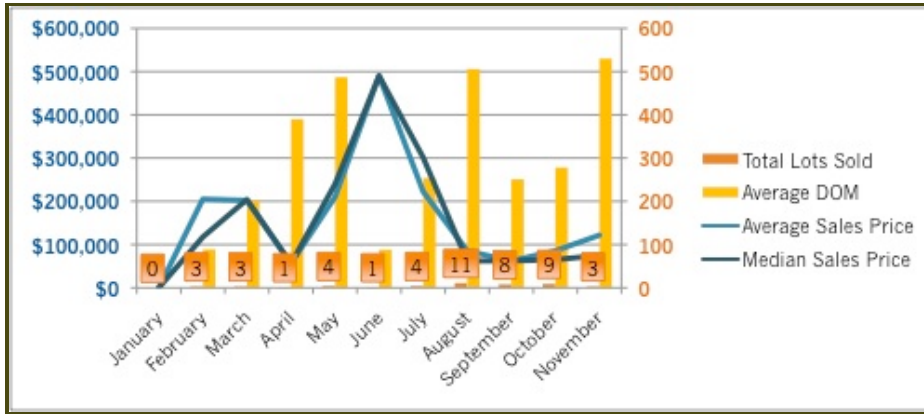
For buyers, the recent turn in the economy has opened up the possibilities of home ownership. Investment opportunities have increased locally with low interest rates, government incentives, abundant inventories and motivated sellers. With the stage set, now is the time to secure your dream property in Teton Valley.

We look forward to keeping you tuned in to the market data we are watching. Please feel free to contact us if you have any questions or would like more detailed information.

To view all archived market reports [click here.](#)

* This information reflects data gathered from Teton Valley, ID. This includes Teton, Driggs, Victor and Alta, WY.





Detailed Market Analysis – Last Month

Building Sites < 10 Acres

Number of Sales	3
Volume Sold	\$365,000
Average Sale Price	\$121,666
Days on Market	555
Lots on Market	935

Building Sites ≥ 10 Acres

Number of Sales	0
Volume Sold	\$0
Average Sale Price	\$0
Days on Market	403
Lots on Market	95

Homes ≤ \$350,000

Number of Sales	9
Volume Sold	\$1,855,500
Average Sale Price	\$206,166
Days on Market	340
Homes on Market	251

Homes from \$350,000 - \$750,000

Number of Sales	4
Volume Sold	\$1,800,000
Average Sale Price	\$450,000
Days on Market	346
Homes on Market	179

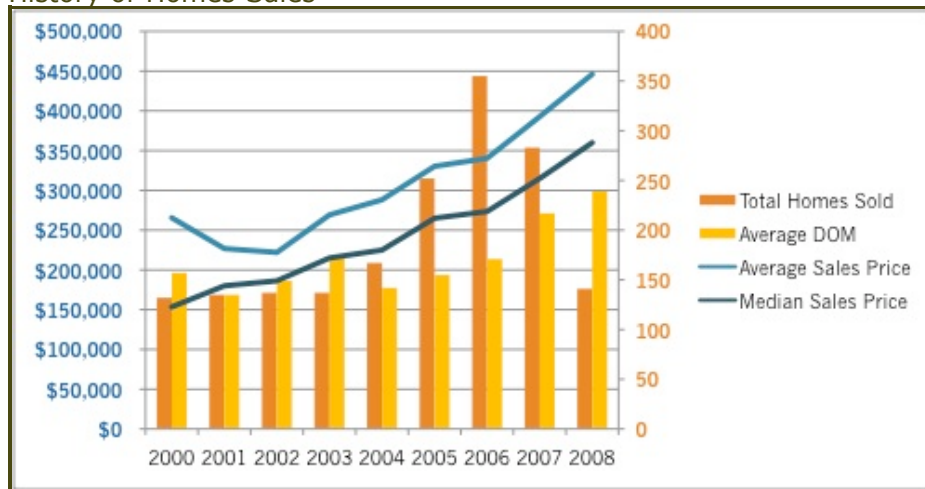
Homes from \$750,000 - \$1,250,000

Number of Sales	3
Volume Sold	\$2,175,000
Average Sale Price	\$725,000
Days on Market	338
Homes on Market	54

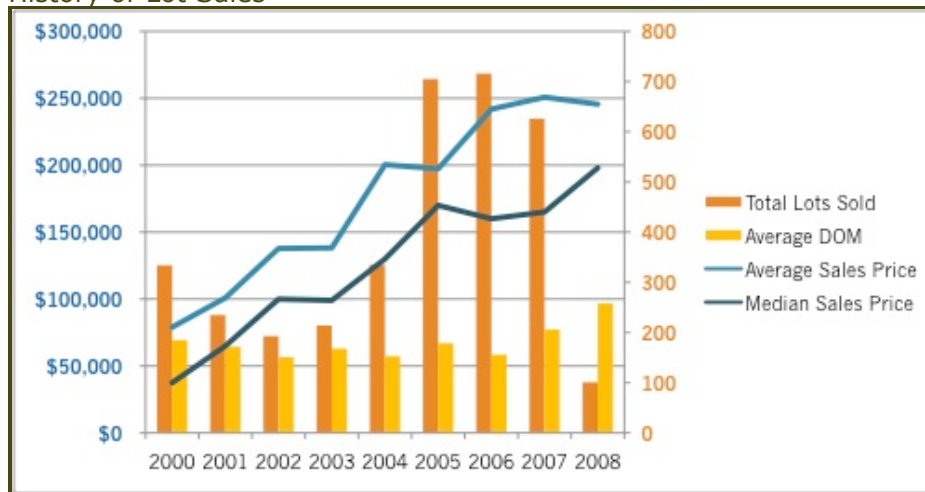
Homes ≥ \$1,250,000

Number of Sales	0
Volume Sold	\$0
Average Sale Price	\$0
Days on Market	408
Homes on Market	42

History of Homes Sales



History of Lot Sales



We hope this information has been beneficial to you.

Thank You!

189 North Main, Suite 100
 Driggs, Idaho 83422
 208.354.9955 | 888.750.9955



©2010 Sage Realty Group