



Home Page Homes Lots & Land Commercial & Investment **Market News** Teton Valley Our Team Contact Us

Market Report

Monthly Market Analysis

All MLS Reported Sales Information for Teton Valley

October 2009

	# ON MARKET	AVERAGE DAYS ON MARKET	TOTAL SALES	AVERAGE PRICE
Residential	547	315	16	\$397,750
Building Sites	1,060	509	9	\$85,555
Farm & Ranch	32	276	0	\$0
Commercial	78	278	1	\$216,000

	LAST 12 MONTHS NOVEMBER 1, 2008 - OCTOBER 31, 2009	12 MONTHS, 1 YEAR AGO NOVEMBER 1, 2007 - OCTOBER 31, 2008	% DIFFERENCE
Number Sold	215	315	-32%
Sold Volume	\$71,240,234	\$120,681,860	-41%
Average Sale Price	\$334,908	\$394,289	-15%

[Click here to contact an agent with market questions.](#)

Sage Realty Group would like to welcome you to our Market Report and Analysis.

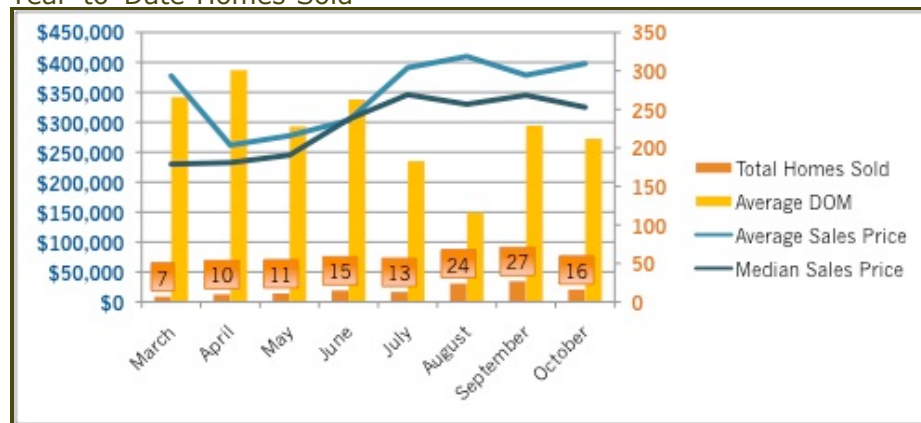
Teton Valley has seen an increase in property sales through September, indicating that things are on the up and up locally. For buyers, the recent turn in the economy has opened up the possibilities of home ownership. Investment opportunities have increased locally with low interest rates, government incentives, abundant inventories and motivated sellers. With the stage set, now is the time to secure your dream property in Teton Valley.

We look forward to keeping you tuned in to the market data we are watching. Please feel free to contact us if you have any questions or would like more detailed information.

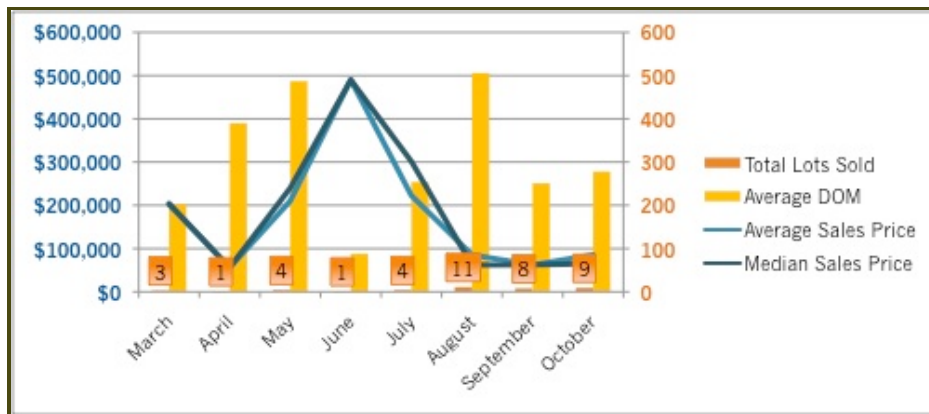
To view all archived market reports [click here](#).

* This information reflects data gathered from Teton Valley, ID. This includes Teton, Driggs, Victor and Alta, WY.

Year-to-Date Homes Sold



Year-to-Date Lots Sold



Detailed Market Analysis – Last 12-Months

Building Sites < 10 Acres

Number of Sales	51
Volume Sold	\$6,844,500
Average Sale Price	\$119,795
Days on Market	464
Lots on Market	1,708

Building Sites ≥ 10 Acres

Number of Sales	5
Volume Sold	\$1,669,000
Average Sale Price	\$333,800
Days on Market	357
Lots on Market	188

Homes ≤ \$350,000

Number of Sales	102
Volume Sold	\$26,542,398
Average Sale Price	\$260,611
Days on Market	269
Homes on Market	500

Homes from \$350,000 - \$750,000

Number of Sales	42
Volume Sold	\$18,882,550
Average Sale Price	\$449,584
Days on Market	294
Homes on Market	401

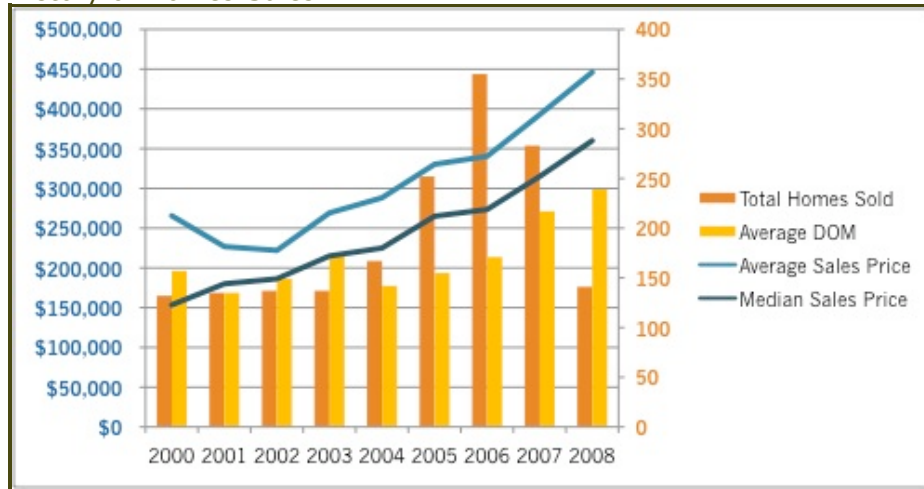
Homes from \$750,000 - \$1,250,000

Number of Sales	5
Volume Sold	\$4,614,000
Average Sale Price	\$909,750
Days on Market	301
Homes on Market	114

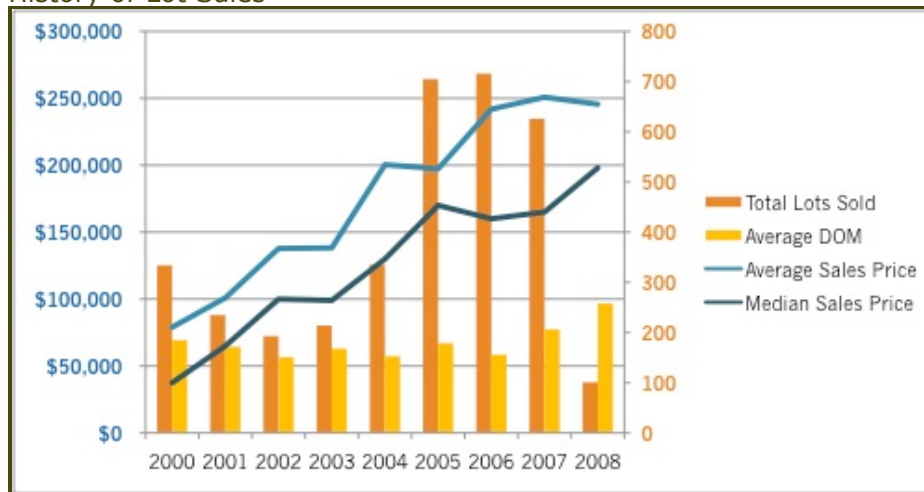
Homes ≥ \$1,250,000

Number of Sales	8
Volume Sold	\$10,877,000
Average Sale Price	\$1,359,625
Days on Market	331
Homes on Market	99

History of Homes Sales



History of Lot Sales



We hope this information has been beneficial to you.

Thank You!

189 North Main, Suite 100
 Driggs, Idaho 83422
 208.354.9955 | 888.750.9955



©2009 Sage Realty Group