



Home Page Homes Lots & Land Commercial & Investment **Market News** Teton Valley Our Team Contact Us

Market Report

Monthly Market Analysis

All MLS Reported Sales Information for Teton Valley

September 2009

	# ON MARKET	AVERAGE DAYS ON MARKET	TOTAL SALES	AVERAGE PRICE
Residential	548	303	27	\$378,475
Building Sites	1,090	488	8	\$61,875
Farm & Ranch	33	304	1	\$1,174,786
Commercial	78	287	0	\$0

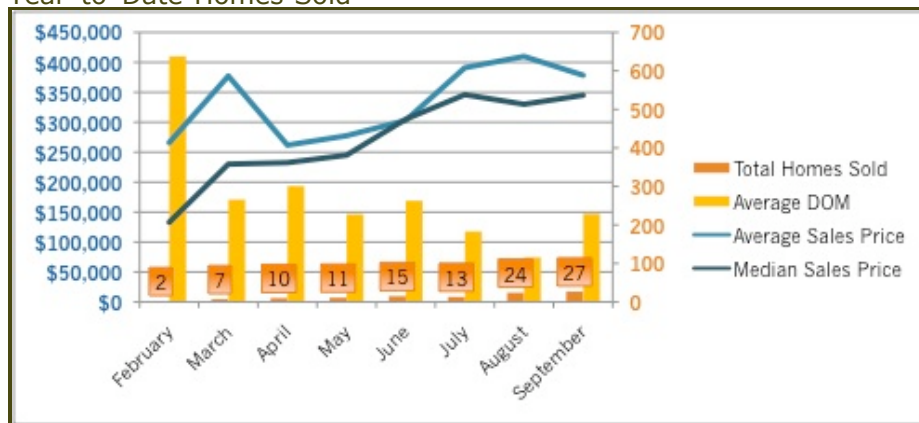
	LAST 12 MONTHS OCTOBER 1, 2008 - SEPTEMBER 30, 2009	12 MONTHS, 1 YEAR AGO OCTOBER 1, 2007 - SEPTEMBER 30, 2008	% DIFFERENCE
Number Sold	213	339	-37%
Sold Volume	\$69,578,784	\$131,729,565	-47%
Average Sale Price	\$341,905	\$390,247	-12%

[Click here to contact an agent with market questions.](#)

Sage Realty Group would like to welcome you to our Market Report and Analysis.

Teton Valley has seen an increase in property sales through September, indicating that things are on the up and up locally. For buyers, the recent turn in the economy has opened up the possibilities of home ownership. Investment opportunities have increased locally with low interest rates, government incentives, abundant inventories and motivated sellers. With the stage set, now is the time to secure your dream property in Teton Valley.

Year-to-Date Homes Sold

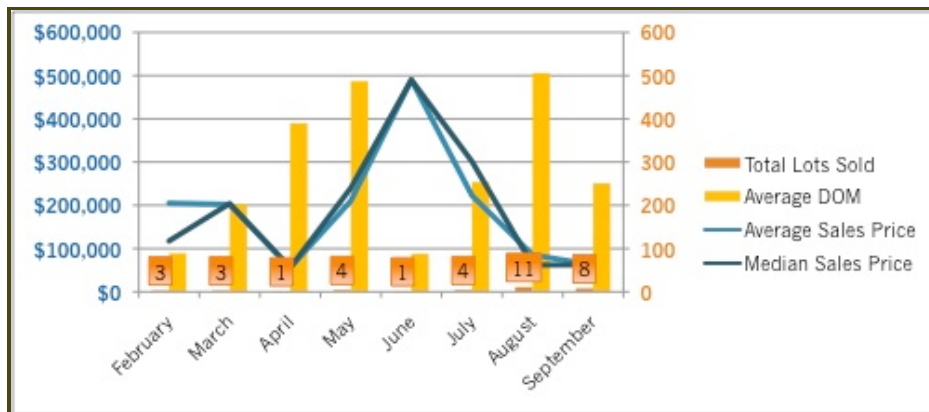


We look forward to keeping you tuned in to the market data we are watching. Please feel free to contact us if you have any questions or would like more detailed information.

To view all archived market reports [click here.](#)

* This information reflects data gathered from Teton Valley, ID. This includes Teton, Driggs, Victor and Alta, WY.

Year-to-Date Lots Sold



Detailed Market Analysis – Last 12-Months

Building Sites < 10 Acres

Number of Sales	55
Volume Sold	\$7,928,550
Average Sale Price	\$130,304
Days on Market	434
Lots on Market	1,817

Building Sites ≥ 10 Acres

Number of Sales	5
Volume Sold	\$1,669,000
Average Sale Price	\$333,800
Days on Market	349
Lots on Market	187

Homes ≤ \$350,000

Number of Sales	99
Volume Sold	\$25,810,398
Average Sale Price	\$261,849
Days on Market	259
Homes on Market	501

Homes from \$350,000 - \$750,000

Number of Sales	40
Volume Sold	\$17,365,050
Average Sale Price	\$434,126
Days on Market	296
Homes on Market	407

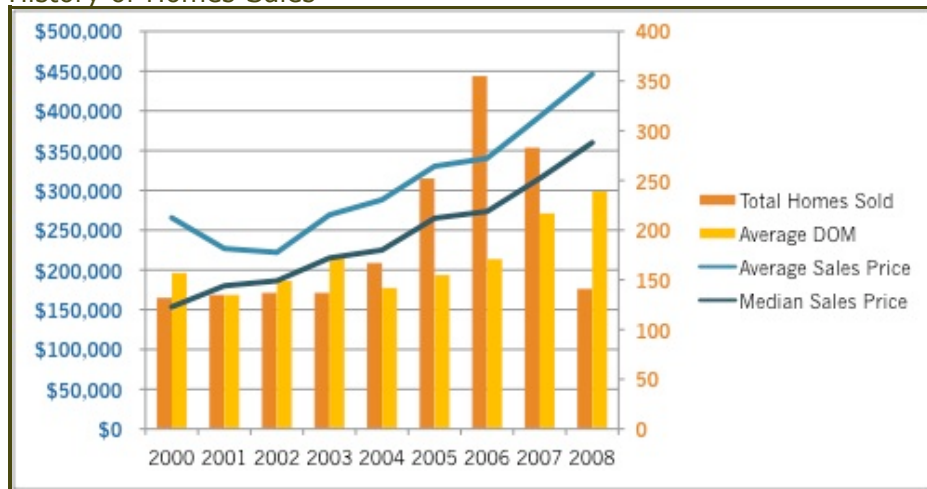
Homes from \$750,000 - \$1,250,000

Number of Sales	5
Volume Sold	\$4,614,000
Average Sale Price	\$909,750
Days on Market	299
Homes on Market	115

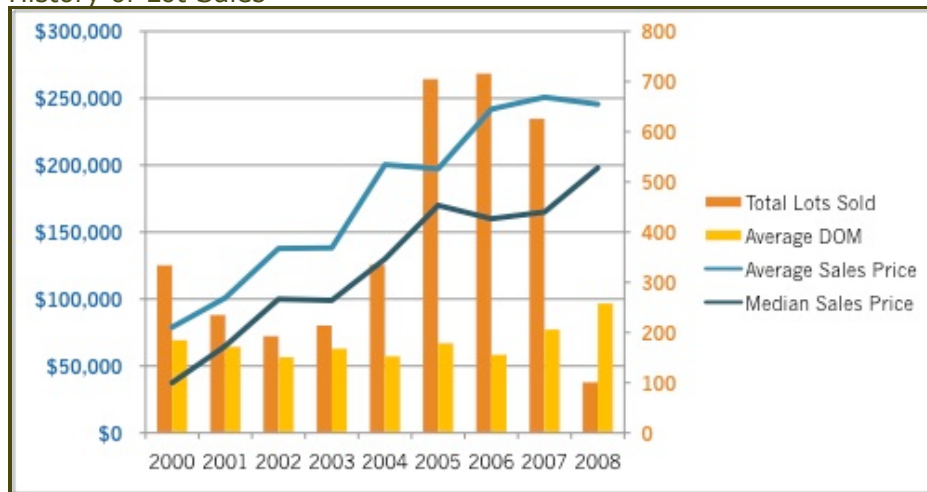
Homes ≥ \$1,250,000

Number of Sales	7
Volume Sold	\$9,797,000
Average Sale Price	\$1,399,571
Days on Market	319
Homes on Market	105

History of Homes Sales



History of Lot Sales



We hope this information has been beneficial to you.

Thank You!

189 North Main, Suite 100
 Driggs, Idaho 83422
 208.354.9955 | 888.750.9955



©2009 Sage Realty Group